

# Appendix 2: Polis survey results

## Appendix 3: Results of the Polis interactive survey



3 a) Digest of Results presented to the Citizens Assembly

3 b) Full Polis automatically generated report online at <https://rb.gy/s27zn>



1

We opened up the Assembly question to everyone in the borough

**Wandsworth Air Quality Citizens' Assembly**  
How can we all tackle poor air quality across Wandsworth in a way that improves our health and addresses climate change?

Welcome to a new kind of conversation - vote on other people's statements.

Anonymous wrote: 100+ remaining  
Planting considerably more trees and maintaining them properly would improve air quality in Wandsworth.

Agree  Disagree  Pass / Unsure

Share your perspective...



2

## The interactive survey (Polis)...

- Ran for 3 weeks (28<sup>th</sup> March – 17<sup>th</sup> April)
- 568 people voted
- 478 were grouped into 2 identifiable opinion groups
- 55,214 votes were submitted on over 350 statements



3

## How might the interactive survey results help us?



New ideas from the community



How people voted on the Assembly's statements (AQCA)



2 distinct opinion groups have been identified

4

# How the information will be presented to you for each theme

**Walking**

1. The most important part: the recommendation ideas you've made so far for the theme

**Ideas about walking**

- More "quiet ways" for pedestrians, & better information on these
- Many more pedestrians crossings, and more crossings where pedestrians have right of way
- Cameras at pedestrian crossings
- Provision of pram storage, bike bike storage, for those who live in flats and need to carry prams upstairs etc.

2. The feedback from the survey on the Assembly's statements for the theme

**Consensus statements:**

STATEMENT	OVERALL	A 54	B 424
47 AGC: We should promote cycling & walking for health & air quality	75% 12% 81% (258)	23% 36% 21% (42)	81% 2% 2% (11)

**Divisive statements:**

STATEMENT	OVERALL	A 54	B 424
64 AGC: Council of the borough commits, that are currently divided in each ward being a walking route	29% 11% 10% (21)	45% 10% 11% (48)	81% 2% 1% (11)

**3. Top 5 consensus ideas from the survey for the theme**

Statement	Overall	A 54	B 424
248 The streets should be cleaner than they are for pedestrians. There's a lot of litter on the road/hedges/trees/parks.	71% 10% 18% (121)	88% 13% 17% (23)	71% 10% 18% (98)
309 Don't treat pedestrians and cyclists as one group. Pedestrians needs should always come first and be assessed independently.	71% 10% 18% (121)	88% 13% 17% (23)	71% 10% 18% (98)
454 Council targets for active travel and healthy streets should at least match the best boroughs in London, not the minimum requirement	62% 5% 11% (76)	20% 20% 60% (16)	62% 3% 4% (66)
317 More pedestrian streets during weekends	72% 12% 14% (129)	15% 65% 20% (20)	63% 2% 13% (109)
215 There needs to be enforcement of the new Highway Code rule that vehicles are to stop to allow pedestrians to cross at a junction.	57% 20% 22% (112)	15% 42% 20% (24)	65% 8% 22% (88)

5

# How the information will be presented to you for each theme

**Walking**

1. Recommendation ideas the you've made so far for the theme

**Ideas about walking**

- More "quiet ways" for pedestrians, & better information on these
- Many more pedestrians crossings, and more crossings where pedestrians have right of way
- Cameras at pedestrian crossings
- Provision of pram storage, bike bike storage, for those who live in flats and need to carry prams upstairs etc.

2. The feedback from the survey on the Assembly's statements for the theme

**Consensus statements:**

STATEMENT	OVERALL	A 54	B 424
47 AGC: We should promote cycling & walking for health & air quality	75% 12% 81% (258)	23% 36% 21% (42)	81% 2% 2% (11)

**Divisive statements:**

STATEMENT	OVERALL	A 54	B 424
64 AGC: Council of the borough commits, that are currently divided in each ward being a walking route	29% 11% 10% (21)	45% 10% 11% (48)	81% 2% 1% (11)

**Top 5 consensus ideas from the survey for the theme**

Statement	Overall	A 54	B 424
248 The streets should be cleaner than they are for pedestrians. There's a lot of litter on the road/hedges/trees/parks.	71% 10% 18% (121)	88% 13% 17% (23)	71% 10% 18% (98)
309 Don't treat pedestrians and cyclists as one group. Pedestrians needs should always come first and be assessed independently.	71% 10% 18% (121)	88% 13% 17% (23)	71% 10% 18% (98)
454 Council targets for active travel and healthy streets should at least match the best boroughs in London, not the minimum requirement	62% 5% 11% (76)	20% 20% 60% (16)	62% 3% 4% (66)
317 More pedestrian streets during weekends	72% 12% 14% (129)	15% 65% 20% (20)	63% 2% 13% (109)
215 There needs to be enforcement of the new Highway Code rule that vehicles are to stop to allow pedestrians to cross at a junction.	57% 20% 22% (112)	15% 42% 20% (24)	65% 8% 22% (88)

6

## How participants voted on the Assembly's statements (AQCA)




There were 81 statements submitted by the Assembly (AQCA)



4 AQCA statements appeared in the top ten consensus statements

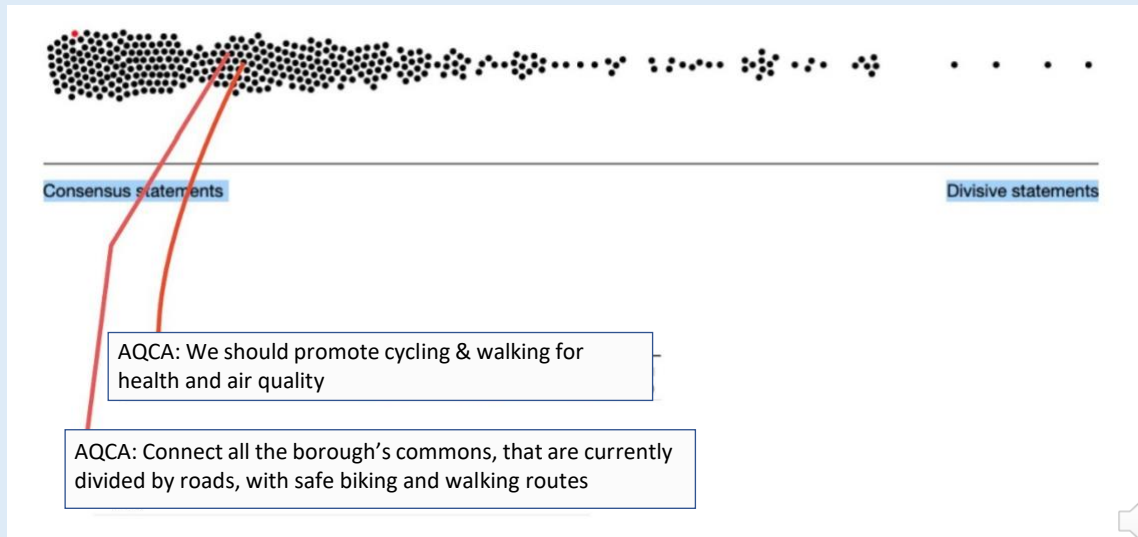
7

## Showing how people voted on the Assembly statements



8

## Showing how people voted on the Assembly statements



9

## What did Polis show us? Differences

### Group A (52 participants)

Overview of group A

- Would prefer no Council intervention on Air Quality measures
- Feel traffic is made worse by the Council's interventions
- Low level of concern about air quality and climate change
- In favour of measures to make driving easier
- More likely to drive a petrol/diesel vehicle (50%)
- Concerned about freedoms being taken away in the name of air quality and climate change
- High level of skepticism about the Assembly and survey

### Group B (424 participants)

Overview of group B

- Feel fewer private vehicles would make Wandsworth a better place to live
- In favour of Council interventions to improve Air Quality
- High level of concern about air quality and climate change
- In favour of a shift to more active travel and use of public transport
- Wants the Council to show leadership in making that shift
- Much higher levels of walking, cycling and using public transport than group A
- High level of support for Low Traffic Neighbourhoods (70%)

10

## What did Polis show us? Agreement

### Group A – 52 participants

“Leave things alone. Don’t restrict our freedoms to drive”  
Group A is skeptical of motivations for Council and government action on air pollution and climate change.

The need for insulating and retrofitting homes

The need for good public transport links

Awareness campaigns that focus on positive messages with practical solutions to air pollution

Greening – planting trees, green screens, maintaining existing trees

Cleaner streets to encourage pedestrians

All buses should be electric

### Group B – 424 participants

“Change is needed.”  
Group B is in favour of air pollution measures and action on climate change.

Resident involvement in planning and policy making

The need to target pollution hotspots

Council’s Air Quality Plan to have clear targets, be regularly monitored and performance independently verified.



11

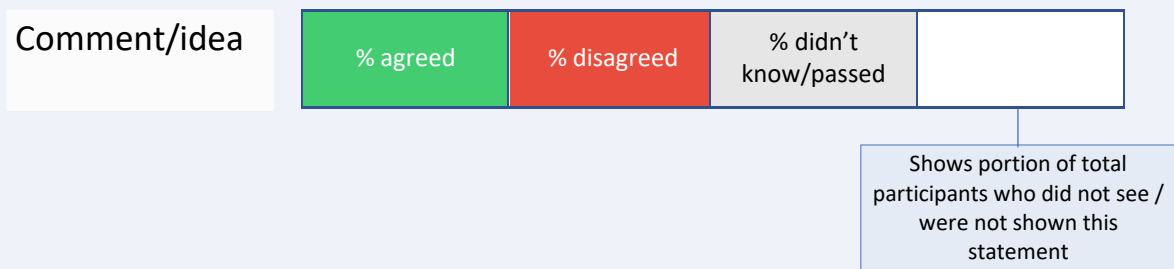
## New ideas from the community

- All ideas on the Polis report will be seen and considered by the council
- In the theme groups the posters will show the 5 ideas with the highest consensus
- Report is available in the room with all comments



12

## How to read the results

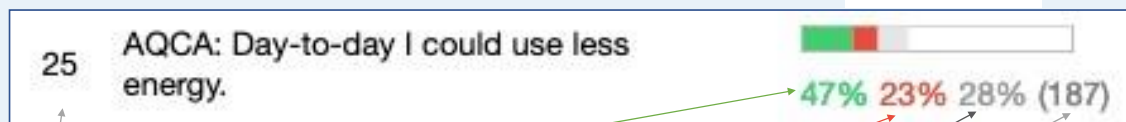


13

For example:

OVERALL 478 means a total of 478 people participated.

OVERALL 478



25 is simply the number from the report

47% of the (187) voters agreed with this statement

23% of the (187) voters disagreed with this statement

28% of the (187) voters weren't sure or passed on this statement

(187) means that 187 people voted on this particular statement



14

# Reading the results

Each statement has three bars. Each bar stands for:

Overall votes on the statement

How Group A (54 participants) voted on the statement

How Group B (424 participants) voted on the statement

STATEMENT	OVERALL 478	A 54	B 424
25 AQCA: Day-to-day I could use less energy.	47% 23% 28% (187)	16% 64% 18% (37)	55% 13% 31% (150)



15

# Some information on who was participating

STATEMENT	OVERALL 478	A 54	B 424
82 I live or work in the borough of Wandsworth	90% 4% 4% (462)	90% 5% 3% (54)	90% 4% 4% (408)
84 For my day to day activities I get around mainly by electric or hybrid vehicle	13% 76% 10% (462)	9% 79% 11% (54)	13% 76% 10% (408)
85 For my day to day activities I get around mainly by petrol or diesel vehicle	14% 79% 6% (456)	50% 42% 7% (54)	9% 84% 6% (402)
86 For my day to day activities I get around mainly by public transport	61% 28% 9% (464)	31% 51% 16% (54)	65% 25% 8% (410)
87 For my day to day activities I get around mainly by cycling	34% 55% 9% (457)	3% 87% 9% (54)	38% 51% 9% (403)
88 For my day to day activities I get around mainly by walking	71% 20% 8% (466)	46% 38% 14% (54)	74% 17% 7% (412)
89 I am really worried about the air quality in the borough of Wandsworth	72% 18% 8% (462)	5% 81% 12% (54)	81% 10% 8% (408)
90 I am really worried about climate change	76% 13% 10% (465)	9% 70% 20% (54)	84% 6% 9% (411)

16

## Top ten consensus statements

		Overall.	Group A.	Group B.
1	29	AQCA: New homes must be fully insulated and not need retrofitting in the future.		
2	23	AQCA: New developments must have good public transport links (e.g. new bus routes/near train stations).		
3	175	More vertical gardens, trees, bushes and hedges should be introduced to reduce air pollution. Mature trees reduce carbon - don't fell them.		
4	49	AQCA: Encourage reusable water bottles & less food packaging at school cafeterias		
5	188	Residents should be able to request tree planting on their local roads		
6	156	Planting considerably more trees and maintaining them properly would improve air quality in Wandsworth.		
7	59	AQCA: Prioritise protecting large established trees and landscaping in the borough		
8	554	We need to target pollution hot spots.		
9	60	AQCA: Air-pollution-reducing landscaping should be part of any new development.		
10	348	Ask and explain what residents need to do to look after street trees to ensure they thrive and reduce council costs		

17

Appendix 3 b)

Full Polis automatically generated report (following pages)



The live, interactive version is available at

<https://polis.crowdwisdomproject.org/6mnfhjrxnp>

